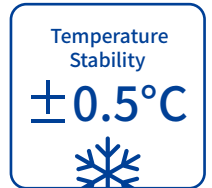
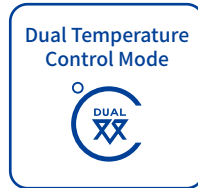


# CWFL-1500

## FIBER LASER CHILLER



## Professional Temperature Control



## Features



**Multiple warning protections**  
Water level alarm,  
over-temperature alarm,  
water flow alarm, etc.



**Thermal insulation for water tubing, pump and evaporator**




**Fully hermetic compressor with built-in motor protection**



### Temperature controller

Display water temperature of laser & optics cooling circuits  
Temperature stability of  $\pm 0.5^{\circ}\text{C}$



### Stainless steel filter

Recyclable and anti-clogging



### Waterproof junction box

Safe and stable, flexible power cable installation



### Premium axial fan

Quiet, efficient heat dissipation and maintenance-free



WATER PRESSURE

### Water pressure gauge

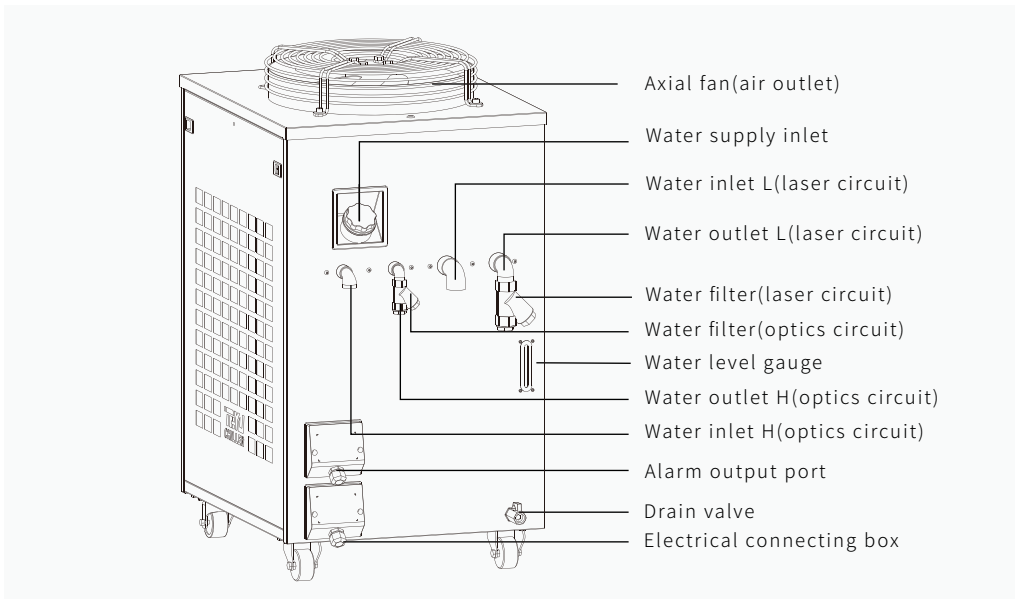
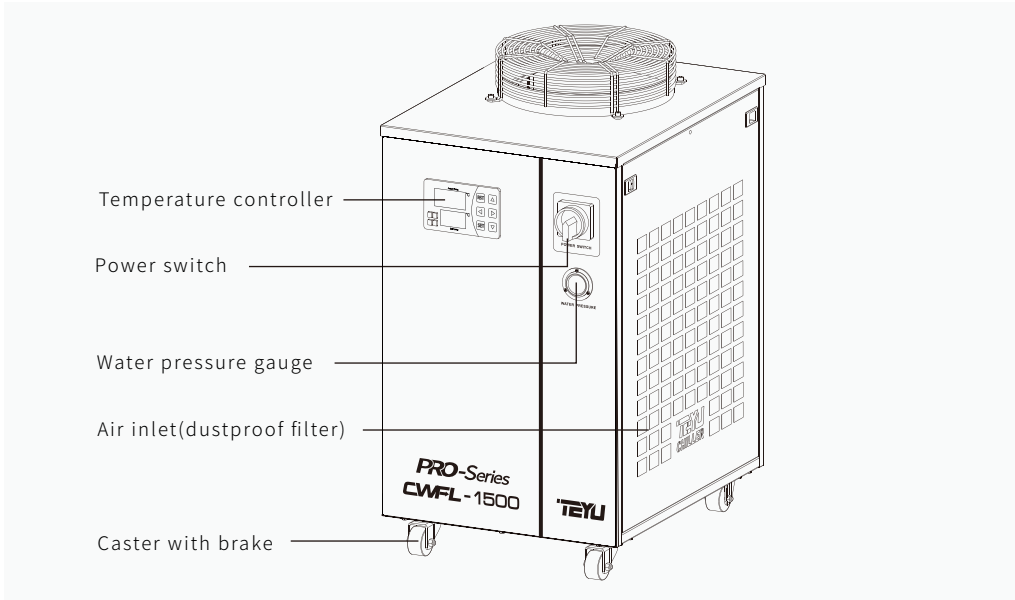
Display of water pump status and water pressure



### Heater

Increase water temperature and prevent condensation

## Component Description

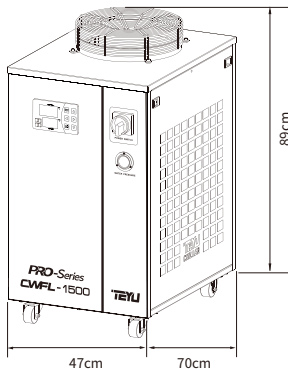


**Technical Data**

Model	CWFL-1500ANPTY	CWFL-1500BNPTY
Voltage	AC 1P 220V-240V	
Frequency	50Hz	60Hz
Current	2.5~16.9A	3.9~17.5A
Max. power consumption	2.65kW	2.68kW
Heater power	400W + 600W	
Precision	±0.5°C	
Reducer	Capillary	
Pump power	0.37kW	0.75kW
Tank capacity	14L	
Inlet and outlet	Rp1/2"+Rp1/2"	
Max. pump pressure	3.6bar	5.3bar
Rated flow	2 L/min+>15 L/min	
N.W	70Kg	
G.W	82Kg	
Dimension	70×47×89 cm ( L×W×H )	
Package dimension	73 X 56 X 105 cm (LX WX X H)	

Note: the working current can be different under different working conditions; The above information is for reference only. Please subject to the actual delivered product.

Dimension :



Package Dimension :

