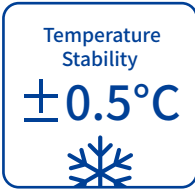
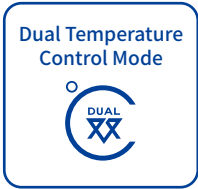


CWFL-3000

FIBER LASER CHILLER



Professional Temperature Control



Features



Multiple warning protections
Water level alarm,
over-temperature alarm,
water flow alarm, etc.



Thermal insulation for water
tubing, pump and evaporator



Fully hermetic
compressor with built-in
motor protection



Temperature controller

Display water temperature
of laser & optics cooling circuits
Temperature stability of $\pm 0.5^{\circ}\text{C}$



Stainless steel filter

Recyclable and anti-clogging



Waterproof junction box

Safe and stable, flexible power
cable installation



Premium axial fan

Quiet, efficient heat dissipation
and maintenance-free



WATER PRESSURE

Water pressure gauge

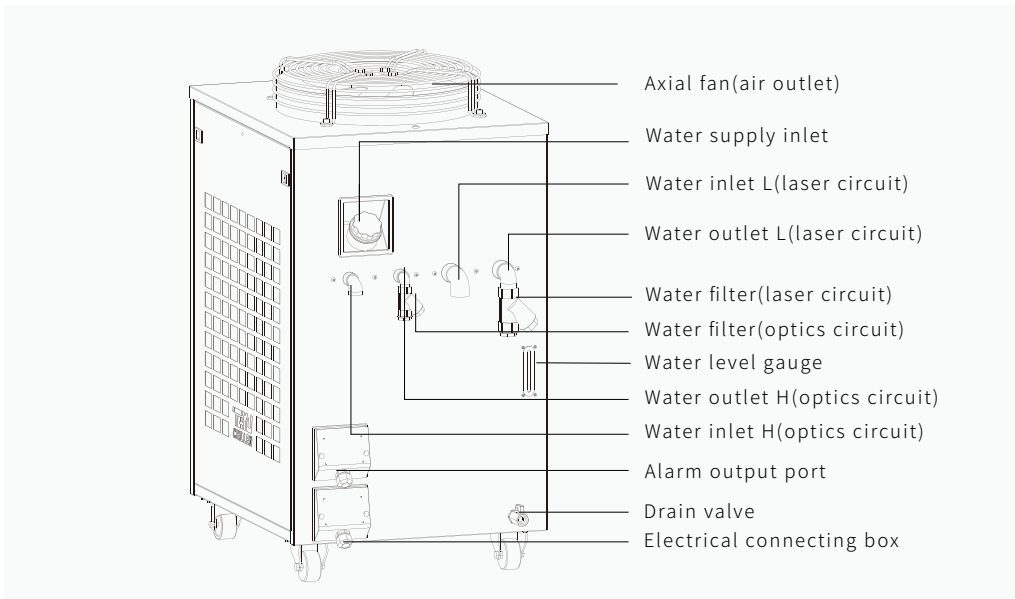
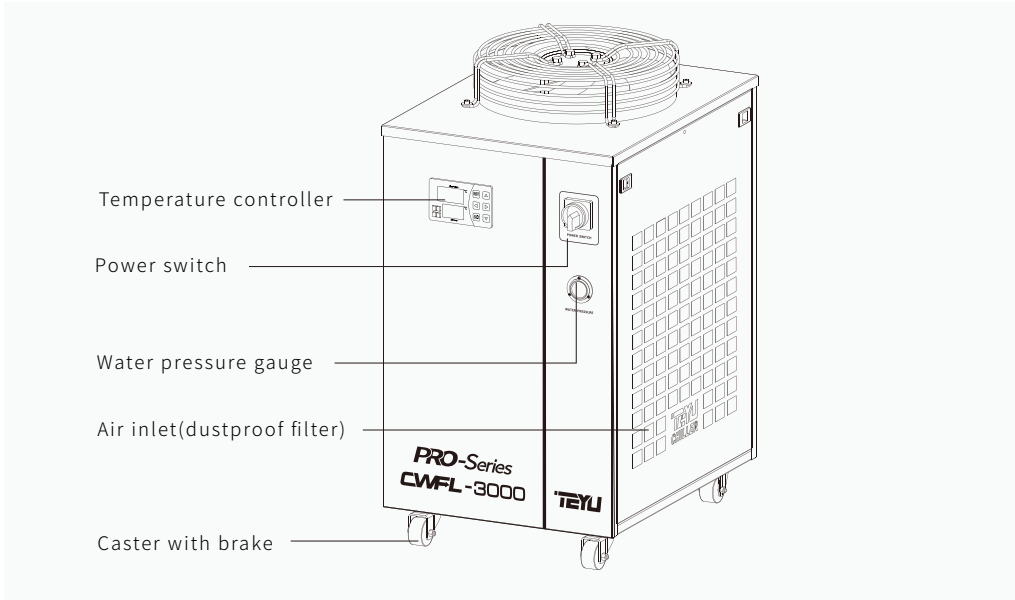
Display of water pump status
and water pressure



Heater

Increase water temperature and
prevent condensation

Component Description

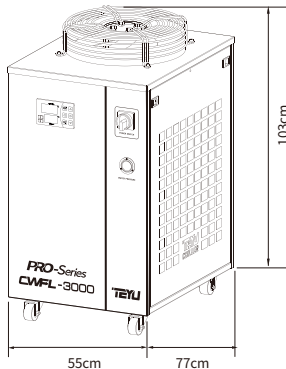


Technical Data

Model	CWFL-3000ANPTY	CWFL-3000BNPTY
Voltage	AC 1P 220V~240V	
Frequency	50Hz	60Hz
Current	5.0~26.9A	3.6~24.5A
Max. power consumption	4.36kW	4.65kW
Heater power	600W+1400W	
Precision	±0.5°C	
Reducer	Capillary	
Pump power	0.75kW	1.0kW
Tank capacity	22L	
Inlet and outlet	Rp1 /2" + Rp1"	
Max. pump pressure	5.0bar	5.9bar
Rated flow	2 L/min+>20 L/min	
N.W	93Kg	87Kg
G.W	109Kg	103Kg
Dimension	77×55×103cm (L×W×H)	
Package dimension	78 X 65 X 117cm (LX W X H)	

Note: the working current can be different under different working conditions; The above information is for reference only. Please subject to the actual delivered product.

Dimension :



Package Dimension :

