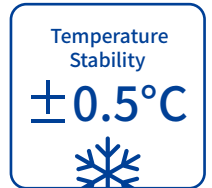
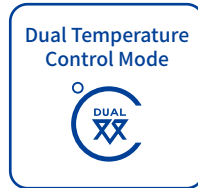


CWFL-2000

FIBER LASER CHILLER



Professional Temperature Control



Features




Multiple warning protections
Water level alarm,
over-temperature alarm,
water flow alarm, etc.



Thermal insulation for water tubing, pump and evaporator



Fully hermetic compressor with built-in motor protection



Temperature controller

Display water temperature of laser & optics cooling circuits
Temperature stability of $\pm 0.5^{\circ}\text{C}$



Stainless steel filter

Recyclable and anti-clogging




Waterproof junction box

Safe and stable, flexible power cable installation



Premium axial fan

Quiet, efficient heat dissipation and maintenance-free



Water pressure gauge

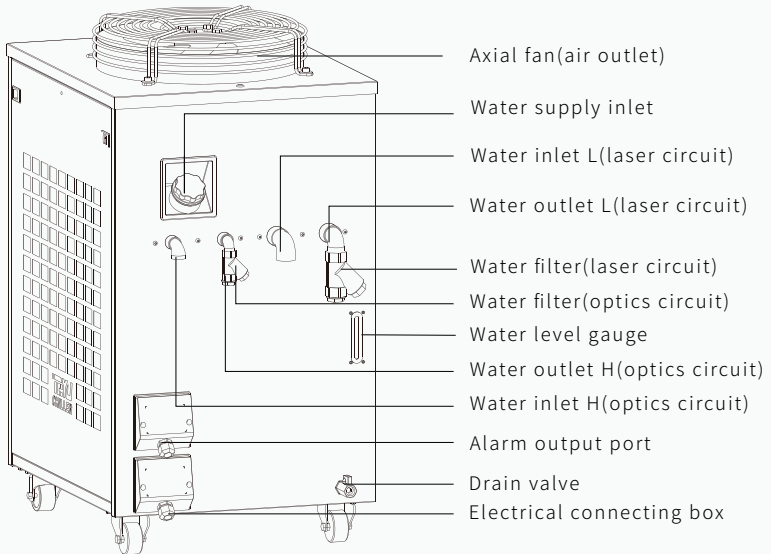
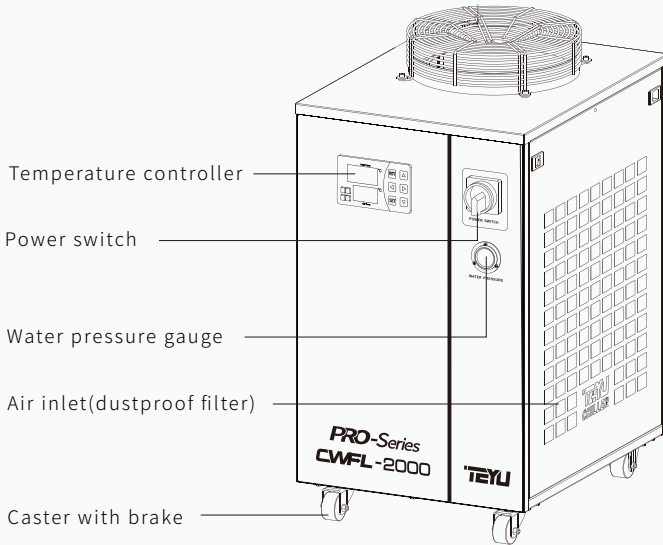
Display of water pump status and water pressure



Heater

Increase water temperature and prevent condensation

Component Description

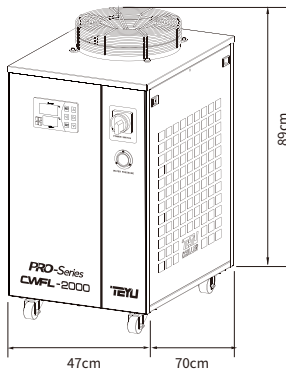


Technical Data

Model	CWFL-2000ANPTY	CWFL-2000BNPTY
Voltage	AC 1P 220V~240V	
Frequency	50Hz	60Hz
Current	3.4~17.8A	3.9~17.3A
Max. power consumption	3.03kW	3.18kW
Heater power	600W + 600W	
Precision	±0.5°C	
Reducer	Capillary	
Pump power	0.55kW	0.75kW
Tank capacity	14L	
Inlet and outlet	Rp1/2"+Rp1/2"	
Max. pump pressure	4.4bar	5.3bar
Rated flow	2 L/min+>15 L/min	
N.W	75Kg	70Kg
G.W	87Kg	82Kg
Dimension	70×47×89 cm (L×W×H)	
Package dimension	73 X 56 X 105 cm (LX WX X H)	

Note: the working current can be different under different working conditions; The above information is for reference only. Please subject to the actual delivered product.

Dimension :



Package Dimension :

